

## Interim Charge # 3: Impacts of tuition de-regulation on university enrollment trends

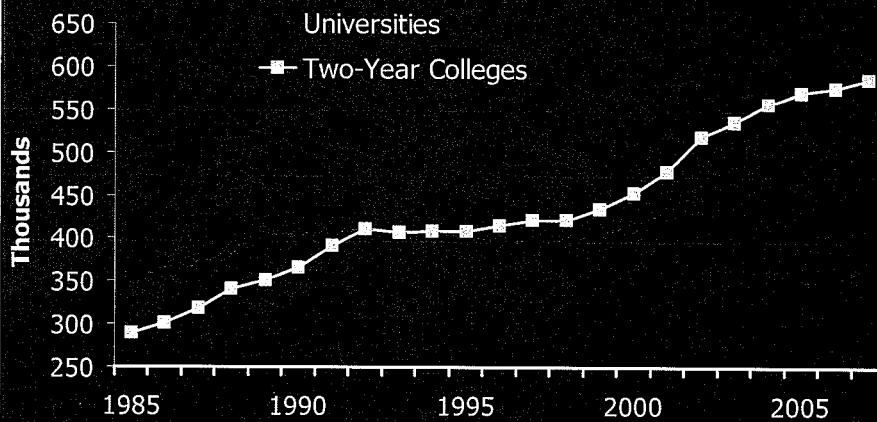
Handout for:  
Senate Subcommittee on Higher Education &  
Senate Finance Higher Education Subcommittee

May 28, 2008

1

Because tuition de-regulation has only been in effect for five years, we are only now in a position to **reliably utilize longitudinal data** to study the relationship between tuition and enrollment trends.

We have experienced significant increases in enrollment, however the trends have slowed



THECB 05/08

3

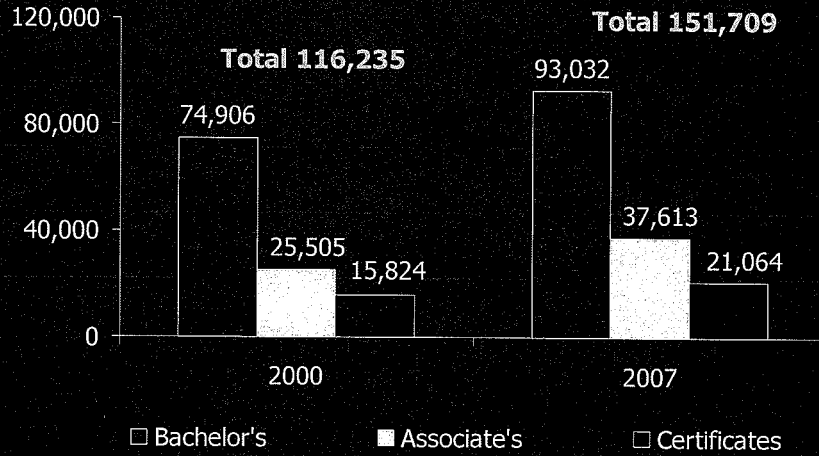
Texas has realized impressive results in terms of improving graduation rates...

Graduation Rate	FY 1999	FY 2006
4-Year	19.9%	25.1%
5-Year	39.7%	47.4%
6-Year	49.2%	57.2%
Graduation & Persistence	63.5%	70.6%
Transfers' Grad Rate	49.3%	52.5%
Students Receiving Pell	25.7%	30.6%

THECB 05/08

4

...and other success measures such as degrees and certificates awarded.

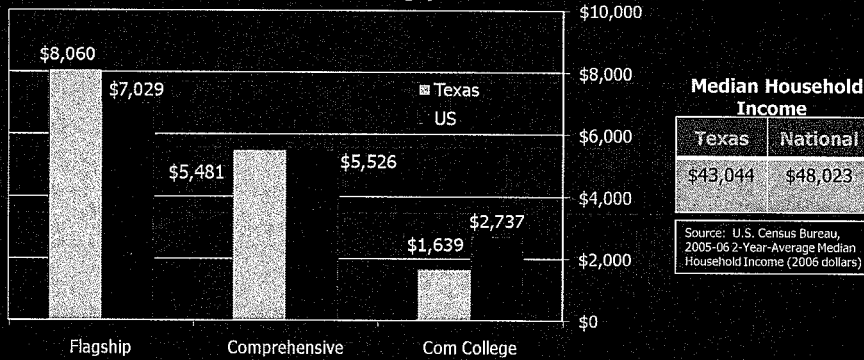


THECB 05/08

5

Texas' 4-year institutions meet or exceed the national average for tuition, while community colleges remain relatively inexpensive....

2007-08 Tuition & Required Fees  
(Texas vs. National Average)



Median Household Income

Texas	National
\$43,044	\$48,023

Source: U.S. Census Bureau, 2005-06 2-Year-Average Median Household Income (2006 dollars)

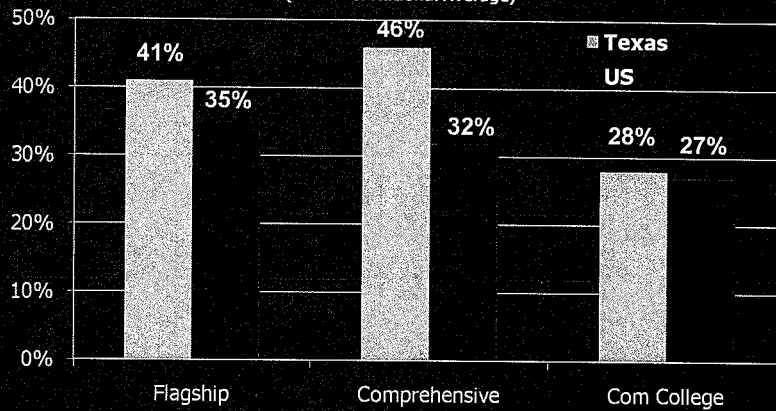
Source: Washington Higher Education Coordinating Board, 2007-2008 Tuition and Fee Rates: A National Comparison, March 2008.

THECB 05/08

6

...however, tuition costs in Texas have accelerated much faster than the national average in all categories

Rate of tuition and fee increases from 2002-03 to 2007-08  
(Texas vs. National Average)



Source: Washington Higher Education Coordinating Board, *2007-2008 Tuition and Fee Rates: A National Comparison*, March 2008.

THECB 05/08

7